



프리미엄효율 (Premium Efficiency)

PAL Series 3-Phase

0.75kW

■ SPECIFICATION

■ MOTOR

출력 Output (kW)	기종명 Model Name	극수 Poles	전압 Voltage (V)	주파수 Freq. (Hz)	정격 부하 [Rated Load]			사용 조건 Duty	보호 등급 Degrees of protection	절연 등급 Insulation Classification	냉각 방식 Protective Cooling System
					전류 Current (A)	모터속도 Speed (r/min)	효율 Efficiency (%)				
0.75	PAL□-□-□075R4□	4	220/380	60	3.10/1.80	1725	83.5	CONT.	IP55 (IP40)	F	Totally Enclosed Fan-Cooled
			200	50	3.6	1425	82.5				
	PAL□-□-□075W6□	4	220	60	3.20	1730	83.5				
			380/400	50	1.80/1.80	1415/1425	82.5/82.5				
	PAL□-□-□075X6□	4	400/440	60	1.65/1.60	1710/1730	83.5/83.5				

- Brake 부착 Geared Motor는 방수방진 등급이 IP40 비방수형 제품과 IP55 방수형 제품의 2가지 Model 이 있습니다. (The Brake Geared Motor is divided into 2 models: one is a non-water proof product with IP40 while the other is a waterproof product with IP55.)
- IP40 모델과 IP55 모델의 전기적 특성 사양은 동일합니다. (The Models with IP40 and IP55 have the same electric characteristics.)

■ GEARED MOTOR – 50Hz

Frame No.	28					32					40					
감속비 (Reduction gear ratio)	5	10	15	20	25	30	40	50	60	80	★100	100	120	160	★200	
회전 속도 (Rotation speed (r/min))	300	150	100	75	60	50	37.5	30	25	18.8	15	15	12.5	9.4	7.5	
허용 토크 (Allowable torque)	kgf · m	2.3	4.6	6.9	9.3	11.6	13.9	17.9	22.4	26.9	35.8	36.9	44.8	53.8	71.7	78
	N · m	23	45	68	91	114	136	175	220	264	351	362	439	527	703	764
허용 (Allowable) O.H.L	kgf	130	180	220	240	250	410	430	470	560	600	600	720	720	720	720
	N	1270	1760	2160	2350	2450	4020	4210	4610	5490	5880	5880	7060	7060	7060	7060

■ GEARED MOTOR – 60Hz

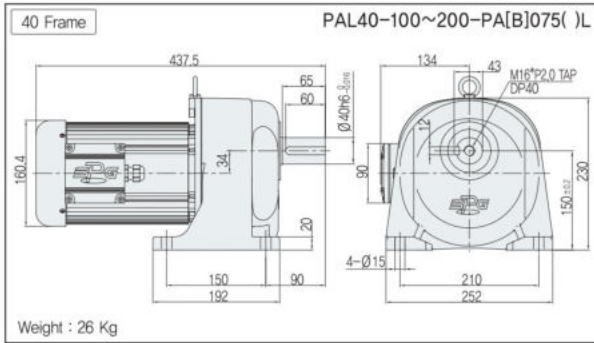
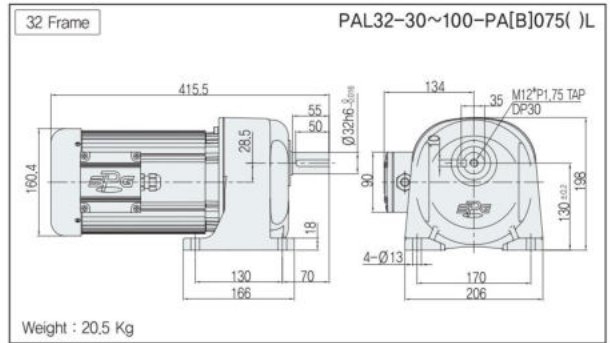
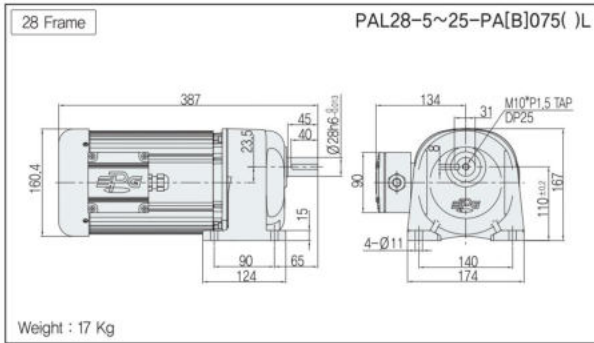
Frame No.	28					32					40					
감속비 (Reduction gear ratio)	5	10	15	20	25	30	40	50	60	80	★100	100	120	160	200	
회전 속도 (Rotation speed (r/min))	360	180	120	90	72	60	45	36	30	22.5	18	18	15	11.2	9	
허용 토크 (Allowable torque)	kgf · m	1.9	3.9	5.8	7.7	9.6	11.6	14.9	18.7	22.4	29.9	30.8	37.3	44.8	59.7	74.7
	N · m	19	38	57	75	94	114	146	183	220	293	302	366	439	585	732
허용 (Allowable) O.H.L	kgf	130	180	220	240	250	410	430	470	560	600	600	720	720	720	720
	N	1270	1760	2160	2350	2450	4020	4210	4610	5490	5880	5880	7060	7060	7060	7060

- (Note) • Permissible O.H.L (허용 Overhung 하중)의 적용은 출력축 Shaft 인출 길이의 중심부 기준임. (Permissible O.H.L (allowable overhung load) is based on the central part of the outlet length for output shaft)
- “★” 표시된 감속비의 제품은 Permissible Torque(허용토크)가 제한됩니다. (Permissible Torque is limited for products with a mark “★” of reduction gear ratio)
 - 회전 방향은 ■ 색이 Motor의 회전방향과 동일 방향이고, 나머지는 Motor 회전방향과 반대방향 입니다. (■ Color indicates the same direction of motor rotation, while other color indicates the opposite direction of motor rotation.)

기종명 (Model Name) Coding
▶ 36Page출력축 사양 (Specification for output shaft)
▶ 70Page기술자료 (Technological Data)
▶ 101Page

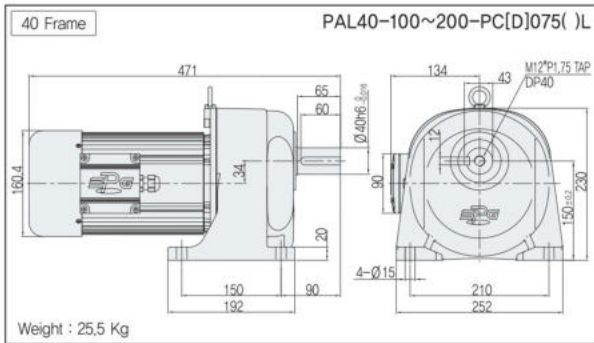
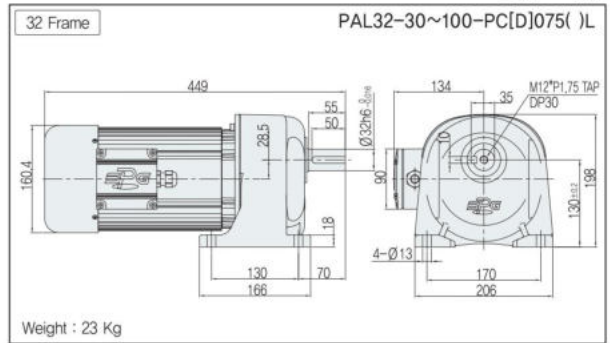
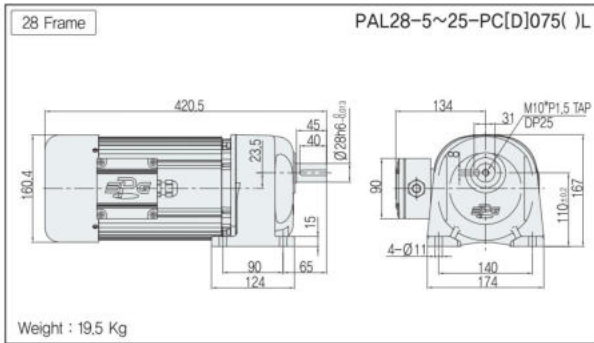
■ PAL TYPE DIMENSIONS [Lead Box Type & Terminal Box Type]

UNIT = mm



■ PAL TYPE DIMENSIONS [Brake Type]

UNIT = mm



기종명 (Model Name) Coding
 ▶ 36Page

출력속 사양 (Specification for output shaft)
 ▶ 70Page

기술자료 (Technological Data)
 ▶ 101Page